

BOWLORAMA



The ball must roll

**CLEAR OUT
THE DOWNED
PINS AFTER
ROLL #1**

10 ROLLS

From a rolling marker, underhand roll a ball at 10 plastic bottles with a bowling set-up. Take 2 rolls and clear out the knocked down pins after the 1st roll. Count your score.





29

Home Learning Activity



29

What do I need?

1. **Roll Markers:** You can use a paper plate or anything flat 
2. **A Ball:** You can substitute with a  sock ball or a small stuffed animal
3. **Plastic Bottles:** Use 2 liter  or water bottles
4. **A Scoring Sheet:** This is optional if you want to score yourself while you perform the event 

How can I make it more fun?

1. **Keep Score:** Roll a total of 10 times. Clear out the downed pins after each 1st roll. Reset all 10 pins after every 2nd roll. Write down your score as you play. Get a total score at the end.
2. **Play Against Someone:** Go head-to-head with a family member or friend to see who gets the best total score

BOWLORAMA